




24volt DC Valco Valve Actuator Install

February 2020

Old Style Valco valve actuators that operated directly from the 115 or 230VAC line voltage, are no longer manufactured. SRI has purchased a supply of 24 volt DC powered actuators which are physically the same size and mount in the same hole in the chassis (except for a few holes which need to be drilled).

The actuator case should be removed if the actuator will be installed inside the 8610C GC chassis. The actuator circuit board has two “ chokes ” which need to be re-located to the opposite side of the circuit board.

This is what the chokes look like after they have been soldered into the same holes, but on the opposite side of the board.



SRI Tech Support: 310-214-5092

www.srigc.com

24voltDCValcoValveActuatorFeb2020

Page 1


24volt DC Valco Valve Actuator Install

February 2020

With the chokes mounted on the opposite side of the board, the EPC and sensor fit.

The “collet” (the clamp that holds the valve shaft) will require two holes to be drilled in the chassis. Use the collet to locate the hole positions.

The holes in the top of the 24volt actuator to mount the collet are 90degrees rotated from the holes in the old actuator.



SRI Tech Support: 310-214-5092

www.srigc.com

24voltDCValcoValveActuatorFeb2020

Page 2

24volt DC Valco Valve Actuator Install


February 2020

If the valve is mounted in Position 1 as shown in the photo then:

The 1/8" hex key wrench to tighten the collet needs to be 9" (23cm) long to reach the screw which now faces either forward or back.

This screw was accessed from the left side of the GC with the old actuator which did not require such a long handle for the hex wrench.

If there is another valve in Position 2 (closer to the front of the GC), the collet must be oriented so the collet screw is tightened from the rear of the GC. This may require that the red lid be removed for access.



SRI Tech Support: 310-214-5092

www.srigc.com

24voltDCValcoValveActuatorFeb2020

Page 3